

**CHRISTIAN MEDICAL COLLEGE  
VELLORE - 4  
PAEDIATRIC SURGERY 1**



**DISCHARGE SUMMARY**

Consultants  
Dr. Reju Joseph Thomas  
MS, DNB, FRCS, M.Ch, DNB, MMAS, MBA  
Dr. Ravi Kishore MS, MCh  
Dr. Susan Jehangir MS, MCh  
Dr. Jujju Jacob Kurian MS, MRCS, MCh

Professor  
Associate Professor  
Associate Professor  
Assistant Professor

Email: paedsur@cmcvellore.ac.in  
Tel: 0416-2283369 (O) 2283361 or 71  
Fax: 0416-2232035

Name : SIDDHARTH MAHATO  
Age : 3                      Sex : Male                      Ward : Q6S

Hospital Number : 836018G  
Admitted On : 18-Apr-2017  
Discharged On : 24-Apr-2017

Address : KASTO DANGA LINK ROAD  
49/10 KASTO DANGA LINK ROAD  
KOLKATA KOLKATA                      WEST BENGAL

Pincode : 700061

Diagnosis: **BLADDER OUTLET OBSTRUCTION WITH ? PUV WITH B/L HUN**

**History examination**

18/4/2017  
3 YR old male child presented with complaints of recurrent UTI and last episode was ESBL UTI in OCT 2016. he was treated with Inj Meropenem, during the evaluation of cause for UTI it was found that he had bilateral Hydronephrosis with trabeculated bladder. DTPA done showed obstructive curve bilaterally with non clearance in post lasix phase. He had a creat of 1.4 done elsewhere. He was put on septran prophylaxis for a month and was adviced surgery, he hence presented to CMC. MCU done here showed right gr V VUR and heavily trabeculated bladder. urethra was not visualised well. He is currently admitted for cystoscopy and proceed.

on examination  
PA - soft.  
external genitalia normal.

**Investigations**

12/04/2017	MANUAL URINE MICROSCOPY & CRYSTALS		
	WBC	4-6/HPF	
	RBC	2-3/HPF	
	EPITHELEAL CELL	1-2/HPF	
	CASTS	NIL	
	CRYSTALS	NIL	
12/04/2017	URINE UNCENTRIFUGED FOR WBC	31	
Validated 0-5		7	cells/cumm      Auto
29/03/2017	URINE UNCENTRIFUGED FOR WBC		cells/cumm      Auto
Validated 0-5			
29/03/2017	CBC PROFILE		
	NE:44, LY:41, MO:9, EO:6, BA:0. Ms.Arthi,		
	MCV	74.2	f1
	MCH	23.1	pG
	MCHC	31.1	G/DL
	RDW	14.4	26-34
	TOTAL WBC	6700	/CUMM
4,000-12,000			11.5-14.5
	HB	11.1	GM/DL
	PLATELET COUNT	285000	/CUMM
1,50,000-4,50,000			
	RBC	4.81	
	HCT (PCV)	35.7	
	RETICS		

Printout Taken on: 22-Apr-2017 13:31  
Accredited by the NABH

836018G

Gross hydronephrosis with thinning of renal parenchyma  
AP diameter of renal pelvis, measures- 35.5 mm  
No calculi noted

RIGHT KIDNEY:  
Measures: 8.7 cm  
Echogenicity: normal  
Gross hydronephrosis with thinning of renal parenchyma  
AP diameter of renal pelvis, measures- 20 mm  
No calculi noted

PRIMARY BLADDER: UB wall noted irregular with trabeculations.  
Bilateral ureters noted dilated in its entire length.  
FREE FLUID: nil

IMPRESSION:  
3 year old child with bilateral gross hydronephrosis. USG abdomen shows:

- Bilateral gross hydronephrosis with thinning of renal parenchyma (Right > Left)
- Chronic cystitis
- Rest nil significant

**Operation, Treatment**

Cystoscopy with Fulguration and circumcision done under GA on 20/04/2017

Findings:  
TYPE 1 Puv

**Consults, Course in Hospi**


Child stable post procedure  
Started on orals on the same day  
No c/o fever or vomiting  
Wound healthy at the time of discharge

**Recommendations**

- Normal diet
- Syp Paracetamol 225mg every 6 hourly followed by 225mg when needed for fever and pain
- Syp Septran 40mg once daily in the night to continue
- Tab. Amlodipine 5mg once daily to continue
- Cap. Nifedipine 5mg if BP measured is >109/63mm of Hg

To do daily blood pressure monitoring  
To review in PDS I opd on 25/04/2017  
To review in Pediatric nephrology for management of hypertension

Written By: Dr. Koushik Heerle



PAEDIATRIC SURGERY 1

Repeat appointments can be made online at [www.cmch-vellore.edu](http://www.cmch-vellore.edu) under -Are you a patient

In case of emergency,  
If in Vellore, report to Paediatric Casualty (No. 430) on the ground floor of Centenary building with this discharge summary.  
If elsewhere, during day-time- contact office 0416 2283369, during night- ward 0416 2283361  
For treatment queries use email  
Contact numbers for Paediatric Surgery Unit 1 doctors on Tuesday, Thursday or Saturday 10am - 11am on 0416 2283222, 2283223, 2283224 or 2283225

Date	Test	Result	Unit
29/03/2017	CREATININE	0.99	mg%
29/03/2017	URINE PROTEIN/CREATININE RATIO PACKAGE	9	mg/dl
CHILD >2 YRS < 0.21; CHILD <2 YRS < 0.35	URINE PROTEIN	30.8	mg/dl
	URINE CREATININ	0.29	
30/03/2017	UP/UC RATIO		
	C/S URINE COMMON		
	NO PUS CELLS, NO BACTERIA		
	Automated culture no growth		
	Patient Category : Symptomatic- lower UTI		
	Type of Specimen : Mid stream Clean Catch		
06/04/2017	BLOOD BORNE VIRUS SCREEN		
	HIV	NEGATIVE	
	HbsAg	NEGATIVE	
	HCV	NEGATIVE	
06/04/2017	RENAL COR/TICAL SCAN		

Initial study: Both kidneys are enlarged and are normal in position. Parenchymal uptake is impaired in both kidneys. Delayed images show inhomogeneous tracer uptake in the cortex of both kidneys. There are photon deficient areas to suggest the presence of scars. Ureters appear dilated (L>R). Relative function: Left kidney - 68%, Right Kidney - 32%.

Bilateral hydroureteronephrosis with renal scars.

Imaging Investigation

Study Date: 05-APR-2017  
 Examination: CYSTOURETHROGRAM (MCU)  
 FINDINGS:

URETHRA: could not be assessed as patient was unable to void.

URINARY BLADDER:

- 225 ml of diluted contrast was injected.  
 - trabeculated and elongated with multiple diverticulae.

VESICoureTERIC REFLUX: gross reflux noted on the right side into the kidney after injecting - 75- 100 ml of diluted contrast- grade 5

VOIDING PHASE: patient could not void despite repeated attempts. Post study a 8 F IFT was inserted and the contrast was removed.

BONES AND JOINTS: nil significant

IMPRESSION:

- 3 year old boy with ? PUW, MCU shows:
- \* Trabeculated and elongated urinary bladder with multiple diverticulae - likely related to bladder outlet obstruction.
- \* Gross vesicoureteric reflux on the right side during bladder filling - grade 5
- \* Urethra could not be assessed as the patient was unable to void.

Study Date: 05-APR-2017  
 Examination: ULTRASOUND ABDOMEN AND PELVIS

- LIVER: normal
- PORTAL VEIN: normal
- GB: normal
- CEO: normal
- SPLEEN: normal
- PANCREAS: normal
- PARAORTIC REGION: normal
- PARA ILLAC REGION: normal
- RIGHT KIDNEY:
- \* Measures: 9.4 cm
- \* Echogenicity: normal

Printed Taken on: 22-Apr-2017 13:31  
 Accredited by the NABH



# Institute of Child Health

11, Dr. Biresh Guha Street, Kolkata-700 017  
Phone : 2290-5686, Fax : (033) 2289 3242, Email : ichcal@yahoo.com, Web : www.ichcalcutta.org

## SONOGRAPHY OF K. U. B.

: SIDDHARTHA MAHATO, Age : 3½ Yrs, Sex : Male  
: 1700027024  
Date : August 28, 2017

: Kidneys are normal in size with thinning of cortical tissue noted, more on right side. Both kidney shows dilated pelvicalyceal system. AP diameter of right renal pelvis is 1.3 cm. and left renal pelvis is 1.4 cm. No calculus is seen.  
Right Kidney measures 7.6 cm.  
Left Kidney measures 8.6 cm.

: Upper part of both ureters are dilated.


: Wall is thickened ( 0.6 cm. ) & irregular. Lumen is clear.  
Post void residual urine is 4.5 cc.

: \* **Bilateral moderate hydrouretero-nephrosis with thinning of cortical tissue, more on right side.**

\* **Thickened & irregular UB wall.**

**Suggested - CT KUB region.**

Dr. S. Dasgupta  
MD, (Radiology).

  
Dr. D. Datta  
Const. Sonologist.

ty).

*no mention measurement of*

# Institute of Child

11 Dr. Biresw Guha Street, Kolkata 700 0  
Phone : 2290 5686, Fax : (033) 2289 3242, Email : ichcal@yahoo.com

## BIOCHEMISTRY

SIDDHARTHA MAHATO

3 yr 6 month(s) 5 day(s)

M

S.AKTER\DR.S.BANERJEE\DR.J.SENGUPTA

28/8/2017

Registration No.

Admission No.

Bed No.

Contact No.

Collection Date

Sample : BLOOD

### Test Parameters

	Result	Unit	Reference Interval
Serum Urea (Urease-GLDH)	50	mg/dl	Infant 9-41 Child 11-39 Adult 18-80y 13
Serum Calcium	10.3	mg/dl	1-10d 7.6-10.4, 10d-2y 9-11, 2-12y 8.8-10.2 8.8-10.0, 60-90y 8.8-10.2, >90y 8.2-9.6
Serum Phosphate (Inorganic)	4.9	mg/dl	Neonates(premature) 4.0-6.7, Neonates(Full) 2-12m 5.0-10.9 >1y 3.4-6.2, Adult 2.7-4.5
Serum Sodium (Direct ISE)	141	mEq/L	Premature(48h) 128-148, Newborn 133-141 Child 138-145, Adult 136-145, >90y 132-141
Serum Potassium (Direct ISE)	4.6	mEq/L	Premature(48h) 3.0-6.0, Newborn 3.1-5.1 Child 3.4-4.7, Adult 3.5-5.1
Uric Acid (Cyanurate Colorimetric)	0.93	mg/dl	Adult F: 0.51 - 0.95, Adult M: 0.67-1.1 neonates(full) 0.31-0.88, 2-12 m 0.1-0.3 3-5y 0.26-0.42, 5-7y 0.29-0.47, 7-9y 11-13y 0.44-0.68, 13-15y 0.46-0.77

---End of Report---



# INSTITUTE OF CHILD HEALTH

11, DR. BIRESH GUHA STREET, KOLKATA-700017  
Phone No: +91 33 65000922 Mobile: 9433895019  
FAX: +91 33 2289 3242 E-mail: ichcal@yahoo.com  
Website: www.ichcalcutta.org

8

REG. NO. : 1700027024  
REG. DATE: 31/08/2017  
BILL NO. : 1700073395

PHONE : 9674074342  
CONSULTATION FEES: Rs. 100  
VISITING DATE : 31/08/2017

CONSULTANT : DR. S. AKTER / DR. S. BANERJEE / DR. J. SENGUPTA

NAME : SIDDHARTHA MAHATO  
ADDRESS : 49/10 K. D. LINK RD KOL  
SEX : M  
AGE : 3 yr 6 month(s) 8 day(s)  
ROOM NO. : 118  
SRL. NO. : 8

.avi/N/192.

Adm

- ① Irganav 2.5mg twice daily
- ② Paed Surgery referral
- ③ USS KUB

DTPA

Serum Creat

NaK

Ca P

Bicarb

} after 2 months

OFFICE COPY

Banerjee



**INSTITUTE OF CHILD HEALTH**

11, DR. BIRESH GUHA STREET, KOLKATA-700017  
Phone No : +91 33 65000922 Mobile : 9433895019  
FAX : +91 33 2289 3242 E-mail : ichcal@yahoo.com  
Website : www.ichcalcutta.org

REG. NO.: 1700027024  
REG DATE: 12/02/2018  
BILL NO.: 1800012745  
SEX:M (AGE:3 yr 11 month(a) 23 day(a))

NAME : SIDDHARTHA MAHATO  
ADDRESS: 49/10 K. D. LINK RD KOL  
ADV. BY: DR.S.AKTER\DR.S.BANERJEE\DR.J.SENGU  
PHONE : 9674074342  
.abhishek/M/192.168.1.179

\*\*\* INVESTIGATION BILL / RECEIPT \*\*\*

Department	Test Name	Amount
BIOCHEMISTRY	- CREATININE (ENZYMATIC) ✓	150.00 (1)
BIOCHEMISTRY	- SODIUM ✓	110.00 (1)
BIOCHEMISTRY	- POTASSIUM ✓	110.00 (1)
BIOCHEMISTRY	- CALCIUM ✓	100.00 (1)
BIOCHEMISTRY	- PHOSPHORUS ✓	170.00 (1)
ULTRASONOGRAPHY	- USG OF K.U.B ✓	550.00 (1)
TOTAL:		1190.00
NET PAYABLE AMOUNT:		1190.00

Note:

\*\*\* BILL \*\*\*12/02/2018 12:15:38 PM

Report Delivery  
10a.m. To 3p.m. (Mon-Fri)  
9a.m. To 12p.m. (Sat)

**PAID**

CASHIER

FOR INSTRUCTIONS PLEASE SEE OVERLEAF





of Child Health

# Institute of Child Health

11, Dr. Biresh Guha Street, Kolkata-700 017  
Phone : 2290-5686, Fax : (033) 2289 3242, Email : ichcal@yahoo.com, Web : www.ichcalcutta.org

## ULTRASONOGRAPHY OF K. U. B.

Name

: SIDDHARTHA MAHATO, Age : 4Yrs, Sex : Male

Regd No

: 1700027024

Date : February 12, 2018

### KIDNEY

: Kidneys are normal in size, shape, outline and lie. Cortical echogenicity is normal. Dilated pelvi calyceal system with thinning of cortical tissue is noted in both kidneys. AP diameter of right renal pelvis is 2.3 cm & left pelvis is 2.3 cm. No calculus seen.  
Right Kidney measures 7.4 cm.  
Left Kidney measures 8.2 cm.

### URETER

: Both ureters are not dilated.

### U. BLADDER


: Wall is thickened & irregular. Lumen is clear.  
Post void residual urine is 27 cc.

### IMPRESSION

: \* **Bilateral gross hydronephrosis with thinning of cortical tissue.**  
\* **Features suggestive of chronic cystitis.**  
\* **27 cc post void residual urine.**  
**Suggested clinical correlation.**

Dr. Dipankar Das  
MD, DNB(Radiology).

Dr. S. Dasgupta  
MD, (Radiology).

  
Dr. D. Datta  
Const. Sonologist





# Institute of Child Health

11 Dr. Biresh Guha Street, Kolkata 700 017  
 Phone : 2290 5686, Fax : (033) 2289 3242, Email : ichcal@yahoo.com, Web : www.ichcalcutta.org

## BIOCHEMISTRY

Name	SIDDHARTHA MAHATO	Registration No.	1700027024
Age	3-Yr.11-Mn.16-Days	Admission No.	0
Sex	M	Bed No.	0
Referred By Dr.	S.AKTER\DR.S.BANERJEE\DR.J.SENGUPT	Contact No.	9674074342
Reporting Date	12/2/2018	Collection Date	12/2/2018

Sample : BLOOD

Test Parameters	Result	Unit	Reference Interval
Serum Calcium NM-BAPTA	10.6	mg/dl	1-10d 7.6-10.4, 10d-2y 9-11, 2-12y 8.8-10.8, 12-18y 8.4-10.2, Adult 8.6-10.0, 60-90y 8.8-10.2, >90y 6.2-9.6
Serum Phosphate (Inorganic)	5.0	mg/dl	Neonates(premature) 4.0-8.7, Neonates(full term) 5.0-9.6 2-12m 5.0-10.9 >1y 3.4-6.2, Adult 2.7-4.5
Serum Sodium (Direct ISE)	140	mEq/L	Premature(48h) 128-148, Newborn 133-146, Infant 139-146 Child 138-145, Adult 136-145, >90y 132-146
Serum Potassium (Direct ISE)	5.1	mEq/L	Premature(48h) 3.0-6.0, Newborn 3.7-5.9, Infant 4.1-5.3 Child 3.4-4.7, Adult 3.5-5.1
Creatinine (Enzymatic Colorimetric)	0.78	mg/dl	Adult F. 0.51 - 0.95, Adult M. 0.67-1.172, neonates(premature) 0.33-0.98 neonates(full) 0.31-0.88, 2-12 m. 0.16-0.39, 1-3 y. 0.18-0.35, 3-5y. 0.28-0.42, 5-7y. 0.29-0.47, 7-9y. 0.34-0.53, 9-11y. 0.33-0.64, 11-13y. 0.44-0.68, 13-15y. 0.46-0.77

---End of Report---

Dr. K S RAY  
MBBS, MD (PATH)  
Consultant  
Pathologist

Dr. N G BHATTACHAR  
MBBS, MD (PATH)  
Consultant  
Pathologist

Dr. M. KARMAKA  
MBBS, MD (PATH)  
Consultant  
Pathologist

Dr. S BASU  
M. Sc., Ph.D.,  
Assistant  
Professor,  
Biochemistry

Dr. K MUKHERJEE  
MD, DNB  
(Biochemistry)  
Consultant  
Biochemist

Dr. J BASU  
MBBS, MD  
(Microbiology)  
Clinical  
Microbiologist

Dr. SUMAN  
MBBS, M  
(Microbi)  
Consul  
Micro

Instrument Name: Roche Integra 400 Plus  
 Report Prepared By: satabdi

Sample received. Partial reproduction of this report is invalid.

Area of Service

: Telecommunications

**MR. SHIV SHANKAR MAHATO**

49/10


KASTO DANGA LINK ROAD PO AND PS SARSUNA

NR GITANJALI CLUB

KOLKATA-700061

WEST BENGAL

**162243432**







No.00004381



# THE KOLKATA MUNICIPAL CORPORATION

HEALTH DEPARTMENT

5, S. N. Banerjee Road, Kolkata- 700 013.

## BIRTH CERTIFICATE

FORM 5



[Issued under Sec. 12/Sec.17 of the Registration of Births and Deaths Act, 1969, Govt. of India and Rule 9/Rule 14, Registration of Births and Deaths Rules 2000, Govt. of West Bengal]

This is to certify that the following information has been taken from the original record of birth which is registered for Kolkata Municipal Corporation of Kolkata District of West Bengal.

এই মর্মে নিশ্চিতভাবে জ্ঞাত করা যাইতাত যে নিম্নলিখিত বিবরণী মূল জন্ম নথি হইতে লওয়া হইতাতঃ উক্ত নথি পশ্চিমবঙ্গের কলকাতা জেলার কলকাতা পৌরসংস্থের জন্ম নিবন্ধন সিস্টেম হইতে।

Name: **SIDDHARTH MAHATO**  
 নাম: **SIDDHARTH MAHATO**

Sex (M / F): **MALE**  
 লিঙ্গ (পুং/স্ত্রী): **MALE**

Date of Birth: **28/02/2014**  
 জন্ম তারিখ: **28/02/2014**

Place of Birth: **CHITTARANJAN SEVA SADAN  
BR VIII**  
 জন্ম স্থান: **CHITTARANJAN SEVA SADAN  
BR VIII**

Name of Mother: **PUTUL DEVI**  
 মাতার নাম: **PUTUL DEVI**

Name of Father: **SHIV SANKAR MAHATO**  
 পিতার নাম: **SHIV SANKAR MAHATO**

Address of the Parents at the time of birth of the Child: **5/H/3, B.K. ROAD, PO-KHIDDERPORE, P.S.-EKBALPORE, KOL-23**  
 শিশুর জন্মের সময় মাতা-পিতার ঠিকানা: **5/H/3, B.K. ROAD, PO-KHIDDERPORE, P.S.-EKBALPORE, KOL-23**

Permanent Address of the Parents: **5/H/3, B.K. ROAD, PO-KHIDDERPORE, P.S.-EKBALPORE, KOL-23**  
 মাতা-পিতার স্থায়ী ঠিকানা: **5/H/3, B.K. ROAD, PO-KHIDDERPORE, P.S.-EKBALPORE, KOL-23**

Registration No.: **I/08/2015/01812 ( OLD REGN. NO:- 1444 )**  
 নিবন্ধন নং: **I/08/2015/01812 ( OLD REGN. NO:- 1444 )**

Date of Registration: **10/02/2015**  
 নিবন্ধনের তারিখ: **10/02/2015**

Remarks (if any):  
 মন্তব্য (যদি থাকে):

Date of issue: **16/03/2015**  
 নিবেশ তারিখ: **16/03/2015**

*[Signature]*  
 Signature of the Issuing Authority  
 প্রদানকারী কর্তৃপক্ষের স্বাক্ষর

Address of the Issuing Authority  
 প্রদানকারী কর্তৃপক্ষের ঠিকানা

Ensure registration of every birth and death  
প্রতিটি জন্ম মৃত্যুর নিবন্ধন নিশ্চিত করুন



Dr. Rajiv Sinha  
 MD (Paediatric Medicine), MNAAMS (Delhi)  
 FRCPN (UK), CCT (Paed Nephrology), UK  
 Fellowship (Paed Nephrology), Canada  
 Consultant Paediatric Nephrologist  
 E-mail: rajivsinha\_in@yahoo.com  
 Regd. 51866 (WBMC)

**Apollo**  
**Gleneagles HOSPITALS**  
 TOUCHING LIVES KOLKATA  
 1326338



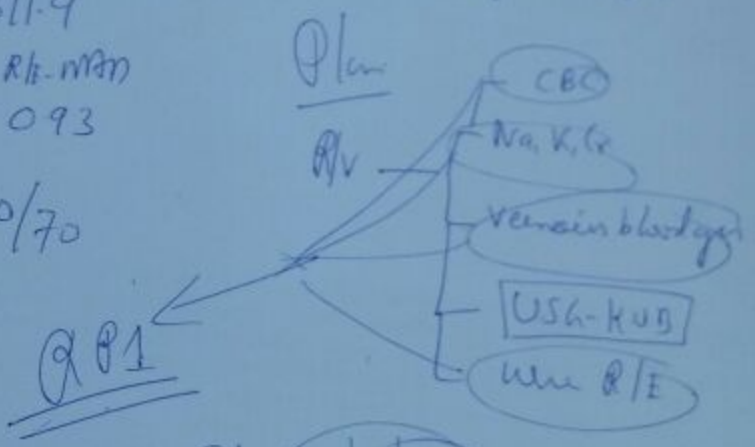
7/4/18

Siddhant Malhotra  
 4 yrs 7 days

- (\*) B/L hydronephrosis + trabeculated bladder
- (\*) R/Urolith VUR
- (\*) B/L renal scar.
- (\*) PUV - fulgurated in April 17

current med Tx opm 2 Sm BD

Lat in: - MB11-9  
 Ur R/L-MAM  
 CR 093  
 BP = 90/70



R/v 12/4/18

OR  
 14/4/18



For online appointments please

com

apolloglneagles.in

Gleneagles Hospitals Kolkata, 58, Canal Circular Road, Kolkata

33 2520 5218. E-mail: hospitals@apolloglneagles.in

CIN - U



TIN : 19AAECA5407E1ZY

**OP Cash Bill - Bill of Supply**

**Master Name** : Master. SIDDHARTHA MAHATO  
**Age** : 4Yr 0Mth 7Days  
**Sex** : Male

Reference No :

UHID: AGHL0001326338



OP Number: AGHLOPP2252630



Bill No : AGHL-OCS-2209804

Date : 7-Mar-18

Time : 11:07:42



**Address** : 49/10 KASTO DANGA LINK RD PO PS  
 SARSUNA Kolkata West Bengal India,  
 CellNo:91-9674074342

**Physician's Name** : Dr. RAJIV SINHA  
**Specialty** : PAEDIATRIC NEPHROLOGY

**Amount** : ₹. 500.00

In words: ₹ Five Hundred Only

FOR APOLLO GLENEAGLES HOSPITALS

Service Type/Service Name	Department	Quantity	Amount
Consultation(9993)	Consultation	1	500.00
OP Consultation - First Visit			
<b>Sub Total</b>			<b>500.00</b>

<b>Amount</b> :	500.00
<b>Amount</b>	500.00
(Cash:500.00, NonCash:0.00)	500.00

Received on Reverse Charge Basis  
 Received with thanks sum of ₹. 500.00 (CASH)  
 Only From Master. SIDDHARTHA MAHATO

Cancelled Services  
 Quick Registration

Authorized Signatory

Note : It is mandatory to bring your original bill for collecting the reports. Please collect the reports within 3 months.



**RECEIPT**

DATE : 07-MAR-2018 11:05:02

Received with thanks from  
MASTER. SIDDHARTHA MAHATO

The sum of Rs. 300

(Rupees THREE HUNDRED ONLY

as Registration fee

SSOUMI PAL (144440)

**AGHL.0001326338**

Reg. No.

Cashier

UHID : AGHL.000132

NAME : MASTER. SID  
MAHATO

DATE : 07-MAR-2018

CONTACT# : 91-967

PLEASE BRING T  
WHENEVER YOU  
HOSPITAL



AGHL.0001326338

**EMERGENCY**





58  
788507  
110

GSTIN : 19AAECA5407E1ZY

OP Cash Bill - Bill of Supply

Reference No. :

Name : Master SIDDHARTH MAHATO Age : 47:06m:19Days  
Father Name : SHIV SHANKAR MAHATO Sex : Male

UHID: AGHL000132938



Address : 49/1D KASTO DANGA LINK RD PO PS  
SARSLUNA Kolkata West Bengal India.  
CallNo:91-9674074342

OP Number: AGHLOPP2275274



Doctor's Name : Dr. RAJIV SINHA  
Speciality : PAEDIATRIC NEPHROLOGY

Bill No : AGHL-OCS-2200014

Date : 19-Mar-18 Time : 12:38:57



Bill Amount: ₹. 2,050.00

Amount in words: ₹ Two Thousand Fifty Only

FOR APOLLO GLENEAGLES HOSPITALS

S.No	Service Type/Service Name	Department	Quantity	Amount
1	Profile(9993)			
	RENAL PACKAGE - I			
		Lab Others	1	2,050.00
		Sub Total		2,050.00

Report delivery time  
Week Days : 8am - 5pm  
Sunday & Holidays : 10am - 5pm  
Histopathology Reports : 9am - 5pm  
(Sundays & Holidays Closed)

Service Amount :	2,050.00
Total Bill Amount	2,050.00
Final Payment (Cash:2,050.00, NonCash:0.00)	2,050.00

No Tax is Payable on Reverse Charge Basis

Receipt Details: Received with thanks sum of ₹. 2,050.00 (CASH)

₹ Two Thousand Fifty Only From Master. SIDDHARTH MAHATO

\* Denotes Cancelled Services  
(QR) Denotes Quick Registration

Authorized Signatory

Mr. Uttam Nath

Cashier

Kindly Note: It is mandatory to bring your original bill for collecting the reports. Please collect the reports within 3 months.

Hospital - 5B Canal Circular Road, Kolkata - 700 054. Tel : 91-33-2320-3040 / 2320-2122, Fax : 91-33-2320 5184 / 2320-5218  
Clinic: 4B/1F, Leela Roy Sarani (Gariahat), Kolkata- 7000 019, Ph: 91 33 2461 8028 / 8079 / 8451 / 8547 / 9482 / 9483, Fax: 91 33 2461-8180

Emergency Service  
Dial 1066

E-mail : hospital@apolloglneagles.in

Website : apolloglneagles.in

Call : 10112781991(0403)






GSTIN : 19AAECA5407E1ZY

OP Cash Bill - Bill of Supply

Reference No :


Name : Master. SIDDHARTH MAHATO Age : 4Y 0Mth 20Days  
Father Name : SHIV SHANKAR MAHATO Sex : Male

UHD: AGHL0001326338



Address : 49/10 KASTO DANGA LINK RD PO PS  
SARSUNA Kolkata West Bengal India.  
CellNo:91-9674074342

OP Number: AGHL0PP2276697



Doctor's Name : Dr. RAJIV SINHA  
Speciality : PAEDIATRIC NEPHROLOGY

Bill No : AGHL-OCS-2233356

Date : 20-Mar-18 Time : 8:57:32



Bill Amount: ₹. 1,710.00

Amount in words: ₹ One Thousand Seven Hundred Ten Only

FOR APOLLO GLENEAGLES HOSPITALS

S.No	Service Type/Service Name	Department	Quantity	Amount
1	Investigations(9993)			
1	ULTRASOUND KUB	Ultrasound Radiology	1	1,710.00
		Sub Total		1,710.00

Report delivery time  
Week Days : 9am - 5pm  
Sunday & Holiday : 10am - 6pm  
Histopathology Reports : 9am - 5pm  
(Sundays & Holidays Closed)

Service Amount :	1,710.00
Total Bill Amount	1,710.00
Final Payment (Cash:1,710.00, NonCash:0.00)	1,710.00

Tax is Payable on Reverse Charge Basis

Receipt Details: Received with thanks sum of ₹. 1,710.00 (CASH)

One Thousand Seven Hundred Ten Only From Master. SIDDHARTH MAHATO

Denotes Cancelled Services  
Denotes Quick Registration

Authorized Signatory

Shilpa Rakshit

ier

**Kindly Note : It is mandatory to bring your original bill for collecting the reports. Please collect the reports within 3 months**

Hospital : 58 Canal Circular Road, Kolkata- 700 054, Tel. : 91-33-2320-3040 / 2320-2122, Fax: 91-33-2320-5164 / 8560-5216  
Clinic: 48/1F, Leela Roy Sarani (Gariahat), Kolkata- 7000 019, Ph: 91 33 2461 8028 / 8079 / 8451 / 8547 / 9482 / 9483, Fax: 91 33 2461-81

E-mail : hospital@apollogleneagles.in


Website : apollogleneagles.in

CIN : U31170WB090110022

Emergency Ser  
106



**DEPARTMENT OF RADIOLOGY - ULTRASOUND**

**Patient Details** : Master. SIDDHARTH MAHATO | Male | 4Yr 0Mth 20Days  
**UHID** : AGHL.0001326338 **Patient Location:** OP  
**Patient Identifier:** AGHLOPP2276697   
**DRN** : 218009013 **Completed on :** 20-MAR-2018 11:07  
**Ref Doctor** : Dr. RAJIV SINHA

**ULTRASOUND KUB**

**FINDINGS:**

**KIDNEYS:** Both kidneys are grossly hydronephrotic with thinned out cortical tissue more on right. Right sided cortical thickness 0.56 cm . Left sided cortical thickness 1.2 cm. Right renal pelvis measures 1.2 cm and left renal pelvis measures 1.8 cm. The right and left kidneys measure 6.5 cm and 7.1 cm respectively.

**URETERS:** They are not seen; hence not dilated.

**URINARY BLADDER:** Thick walled with trabeculated appearance. Wall thickness 0.6 cm. No intraluminal calculus or mass is seen. Post void residual urine volume is 8.8 cc.

**IMPRESSION:**

- \* Bilateral grossly hydronephrotic kidneys with thinning of cortical tissue more on right.
- \* Thick walled urinary bladder.
- \* Post void residual urine of 8.8 cc only.

DR. SRIJITA GHOSH SEN.  
DNB, MNAMS, FRCR (London)  
CONSULTANT RADIOLOGIST.

--- END OF THE REPORT ---



CERTIFICATE NO. 20121  
ACCREDITED BY NATIONAL ACCREDITATION BOARD FOR TESTING & CALIBRATION LABORATORIES



DEPARTMENT OF BIOCHEMISTRY

Patient Name	Master. SIDDHARTH MAHATO		
UHID	AGHL.0001326338	Age	4Yr 0Mth 19Days
W/BN/RefNo	OP	SIN \ LRN	3485058 \ 3485059 \ 788801
Collected on	19-MAR-2018 01:01:44 PM	Specimen	Serum
Reported on	19-MAR-2018 04:53:39 PM	Received on	19-MAR-2018 02:21:28 PM
Ref Doctor	Dr. RAJIV SINHA	PatSer No.	AGHLOPP2275274

UHID



RENAL PACKAGE - I

TEST NAME

TEST NAME	RESULT	BIOLOGICAL REFERENCE INTERVALS	UNITS
GLUCOSE - PLASMA (RANDOM) (Hexokinase)	91	70 - 140	mg/dL
UREA - SERUM (UREASE-GLDH-UV)	42 *	11 - 39	mg/dL
CREATININE - SERUM (Jaffe Kinetic)	0.9 *	0.3 - 0.7	mg/dL
URIC ACID - SERUM (Uricase)	8.4 *	Child: 1.9-5.4	mg/dL
SODIUM - SERUM (Ion-Selective Electrode:ISE Technology)	140	1-19 Yrs: 138 - 145	mEq/L
POTASSIUM - SERUM (Ion-Selective Electrode:ISE Technology)	4.3	Child(1-5yrs) : 3.2-5.7	mEq/L
CHLORIDE - SERUM (Ion-Selective Electrode:ISE Technology)	105	Child(1 - 5yr) : 116	mEq/L
BICARBONATE - SERUM (Enzymatic)	28	13 - 29	mEq/L
CHOLESTEROL - SERUM (CHOD - PAP)	151	Male(1-5yrs) : 65-190	mg/dL
PROTEIN TOTAL - SERUM (Biuret)	7.6	3-6 yrs: 5.6-7.7	g/dL
GLOBULIN: (CALCULATED) - SERUM	2.5	1.8 - 3.6	g/dL
ALBUMIN - SERUM (Bromocresol Purple Dye)	5.1 *	1-18yrs : 3.1 - 4.8	g/dL
A/G - RATIO	2:1.0	1.0-2.0:1.0	
ALT(SGPT) - SERUM (IFCC,Without P5P)	28	Child (1-6yrs) : 11-39	U/L
BILIRUBIN SERUM - TOTAL/DIRECT			
BILIRUBIN TOTAL - SERUM	0.3	< 2.0	mg/dL
BILIRUBIN CONJUGATED (DIRECT) - SERUM	0.1	0 - 1week: <0.9	mg/dL





LABORATORY No. 30 8121  
ACCREDITED BY NATIONAL ACCREDITATION BOARD FOR TESTING & CALIBRATION LABORATORIES



DEPARTMENT OF BIOCHEMISTRY

Patient Name	Master. SIDDHARTH MAHATO		
UHID	AGHL.0001326338		
W/BNo/RefNo	OP	Age	4Yr 0Mth 19Days
Collected on	19-MAR-2018 01:01:44 PM	SIN 1 LRN	3485058 1 3485059 1 788801
Reported on	19-MAR-2018 04:53:39 PM	Specimen	Serum
Ref Doctor	Dr. RAJIV SINHA	Received on	19-MAR-2018 02:21:26 PM
		PatSer No.	AGHLOPP2275274
UHID			

ALKALINE PHOSPHATASE - SERUM (IFCC Modified AMP buffer)	292	Adult: upto 0.2 Child(1 - 5 Yrs): 110-302	U/L
CALCIUM - SERUM (Arsenoazo III)	11.0 *	1-3yrs Child : 8.9-10.3 Adult : 8.6-10.2	mg/dL
PHOSPHORUS, INORGANIC - SERUM (Phosphomolybdate, UV)	4.1	4 - 11 Years: 3.7 - 5.6	mg/dL

Comments : To be Correlated clinically.  
Chcked twice

Report Status:Final

\* END OF REPORT \*

*Dr. Gorachand Bhattacharya*

Dr. GORACHAND BHATTACHARYA  
CONSULTANT

HECKED BY 123435

Printed On : 20-MAR-2018 11:30:37 AM





Certificate No. - M-8121  
ACCREDITED BY NATIONAL ACCREDITATION BOARD FOR TESTING & CALIBRATION LABORATORIES



Department Accredited  
By Joint Commission International

**DEPARTMENT OF CLINICAL PATHOLOGY**

PatientName	Master. SIDDHARTH MAHATO		
UHID	AGHL 0001326338		
W/BNo/RefNo	OP	SIN I/LRN	Age 4Yr 0Mth 19Days
Collected on	19-MAR-2018 01:01:44 PM	Specimen	Urine
Reported on	19-MAR-2018 05:14:54 PM	Received on	19-MAR-2018 01:57:47 PM
Ref Doctor	Dr. RAJIV SINHA	PatSer No.	AGHLOPP2275274
UHID			

**RENAL PACKAGE - I**

TEST NAME	RESULT	BIOLOGICAL REFERENCE INTERVALS	UNITS
<b>URINE ROUTINE AND MICROSCOPY : (Dipstick (MULTISTIX)/Manual/Microscopy)</b>			
<b>MACROSCOPIC EXAMINATION</b>			
Volume:	30		mL
Colour:	Pale Straw	Watery / Pale yellow	
Appearance	Slightly Turbid	Clear	
<b>CHEMICAL EXAMINATION</b>			
Specific Gravity	1.010	1.015 to 1.025	
pH:	6.0	4.6-8.0	
Albumin:	Not Detected	Not Detected	
Glucose	Not Detected	Not Detected	
Ketone:	Not Detected	Not Detected	
Bile Pigments	Not Detected	Not Detected	
<b>MICROSCOPIC EXAMINATION</b>			
RBC	Nil		/hpf
Pus Cells	2-4		/hpf
Epithelial Cells	1-2 /h.p.f		/hpf
Casts:	Not Found	Occasional hyaline cast	
Crystals:	Not Found	Absent	
Note	Biological reference interval RBC - 0-2/hpf Pus Cell - 0-5/hpf.		

Report Status:Final

\* END OF REPORT \*

*Atoshi Basu*

DR. ATOSHI BASU  
SENIOR CONSULTANT, PATHOLOGY  
MD (PATHOLOGY)

CHECKED BY : 123468  
716248

Printed On : 20-MAR-2018 11:31:12 AM

OP Number: AGHLOP2275274

Bill No

Date



**DEPARTMENT OF HAEMATOLOGY**

Master	Master, SIDDHARTH MAHATO		
AGHL	AGHL.0001326338		
RefNo	OP		
Collected on	19-MAR-2018 01:01:44 PM	SIN ILRN	Age 4Yr 0Mth 19Days
Reported on	19-MAR-2018 04:19:14 PM	Specimen	3485061 1788801
Ref Doctor	Dr. RAJIV SINHA	Received on	Whole Blood ( EDTA )
UHID	PatSer No.		19-MAR-2018 01:49:27 PM
			AGHLOPP2275274

**RENAL PACKAGE - I**  
**TEST NAME**

	RESULT	BIOLOGICAL REFERENCE INTERVALS	UNITS
HB,TC,DC : (NonCyanmethemoglobin/Cyanmethemoglobin/Impedance/VCS(LH750)/LightScatter/Cytochemistry(Advia2120i))			
Hemoglobin	12.8	11.0 - 14.0	g/dl
MCV	78.4	75 - 87	fL
MCH	25.9	24 - 30	pg
MCHC	33.1	31 - 37	%
Packed cell volume	38.8	34 - 40	%
WBC Count	8700	5000 - 15000	/cu mm
Differential Count			
Neutrophils	36		%
Lymphocytes	49		%
Monocytes	04		%
Eosinophils	11		%
Basophils	00		%
Red Cell Morphology			%
RBC:	Normocytic Normochromic for age.		
PACKED CELL VOLUME [PCV]-Automation)	38.8	34 - 40	%

\* END OF REPORT \*


*Atashi Basu*

DR. ATOSHI BASU  
SENIOR CONSULTANT, PATHOLOGY  
MD (PATHOLOGY)

CHECKED BY : 123428  
716248

Printed On : 20-MAR-2018 11:31:56 AM

117



mt - 18-90  
H.P - 104-5


GSTIN : 19AAECA5407E1ZY

OP Cash Bill - Bill of Supply

Reference No :


Name : Master SIDDHARTH MAHATO Age : 4Yr 1Mth 0Days  
Father Name : SHIV SHANKAR MAHATO Sex : Male

UHID: AGHL0001326338



Address : 49/10 KASTO DANGA LINK RD PO PS  
SARSUNA Kolkata West Bengal India,  
CellNo:91-9674074342

OP Number: AGHLOPP2202925



Doctor's Name : Dr. RAJIV SINHA  
Speciality : PAEDIATRIC NEPHROLOGY

Bill No : AGHL-OCS-2248225

Date : 28-Mar-18 Time : 14:03:45



Bill Amount: ₹. 500.00

Amount in words: ₹ Five Hundred Only

FOR APOLLO GLENEAGLES HOSPITALS

S.No	Service Type/Service Name	Department	Quantity	Amount
1	Consultation(9993)			
1	OP Consultation - Follow Up Visit	Consultation	1	500.00
<b>Sub Total</b>				<b>500.00</b>

Service Amount :	500.00
Total Bill Amount	500.00
Final Payment (Cash:500.00, NonCash:0.00)	500.00

No Tax is Payable on Reverse Charge Basis  
Receipt Details: Received with thanks sum of ₹. 500.00 (CASH)  
Five Hundred Only From Master. SIDDHARTH MAHATO

Denotes Cancelled Services  
QR Denotes Quick Registration

Authorized Signatory

s. Shilpa Rakshit

Kindly Note : It is mandatory to bring your original bill for collecting the reports. Please collect the reports within 3 months.





ANY T

1326338

12/18

Ok gross by telephone by - check out please

Thank basket. Product 8.8m

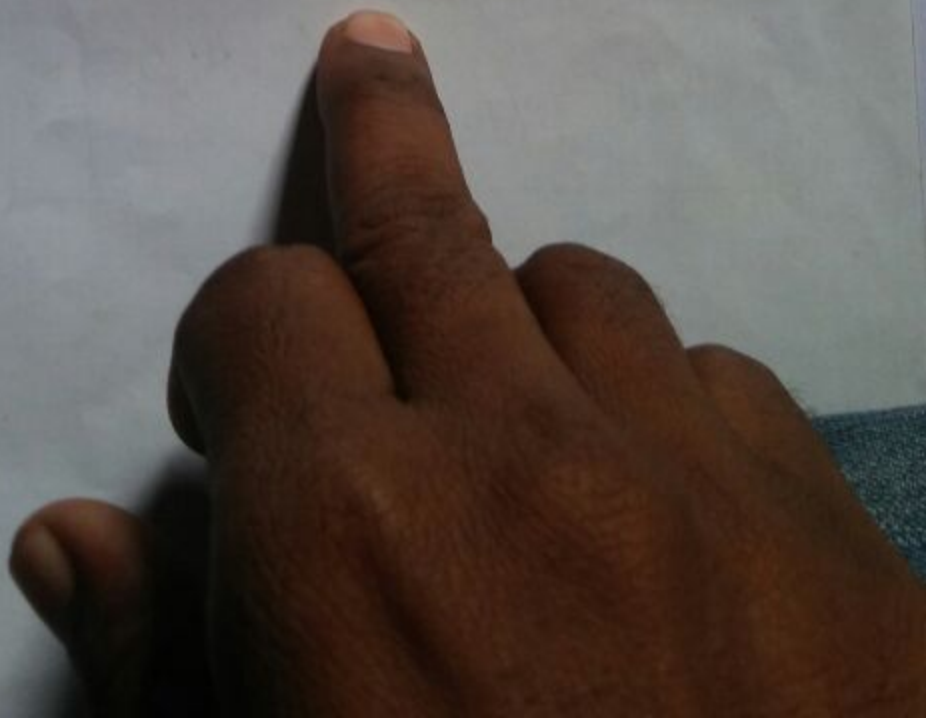
CY 20.9  
Ca 11.0  
AC 292  
in RLC now  
1012-3

Plan

- ① Take UDS date 3/4/18
- \* Taxim - 0 (Smt: 100mg) 4ml @ D for 1/3/18
- \* Pulverizer suggestion (hand)  
P/R T 2/4/18 - PD  
2/4/18 - BM

R/L C  
UDS report

4/4/18



ANY T

1326338

12/18

Blg gross by telephone by - check out list

Thank basket. Product 8.8m

CY 20.9  
Ca 11.0  
ACF 292  
bu RLC now  
1012-3

Plan

- ① Take UDS date  
3/4/18
- \* Taxim - 0 (Smt: 100mg)  
4ml @ D  
for 1/3/18
- \* Pulverizer suggestion (hand)  
P/R T 2/4/18 - PD  
2/4/18 - BM

R/L C  
UDS report

4/4/18

